


Summary Institution-Level Pass Rate Data: *Traditional Teacher Preparation Program Within IHE*

		HEOA - Title II 2016 - 2017 Academic Year			
Institution Name		PLYMOUTH STATE UNIVERSITY			
Institution Code		3690			
State		New Hampshire			
		<i>Number Taking Assessment¹</i>	<i>Number Passing Assessment²</i>	<i>Institutional Pass Rate</i>	<i>Number Taking Assessment¹</i>
<i>Group</i>					
All program completers, 2016-17		96	78	81%	602
All program completers, 2015-16		73	63	86%	590
All program completers, 2014-15		93	80	86%	673

Note: In cases where there are less than ten students taking the assessment or license/certificate, the number passing and pass rate are not reported.

¹ Number of completers taking one or more assessments within their area of specialization.

² Summary level “Number Taking Assessment” may differ from assessment level “Number Taking Assessment” because each student is counted once at the summary multiple assessments at the assessment level.


Summary Institution-Level Pass Rate Data: *Traditional Teacher Preparation Program Within IHE*

February 5, 2018


Statewide	
<i>Number Passing Assessment²</i>	<i>Statewide Pass Rate</i>
506	84%
512	87%
555	82%

level but may be counted in


Single Assessment Institution-Level Pass Rate Data: Traditional Teacher Preparation Program Within IHE

		<p align="center">HEOA - Title II 2016 - 2017 Academic Year</p>							
Institution Name		PLYMOUTH STATE UNIVERSITY							
Institution Code		3690							
State		New Hampshire							
							Statewide		
Assessment Information ¹	Group	Number Taking Assessment	Number Passing Assessment	Institutional Pass Rate	Institutional Average Scaled Score	Assessment Cut Score ²	Number Taking Assessment	Number Passing Assessment	Statewide Pass Rate
ART CONTENT KNOWLEDGE (5134) Test Company: ETS Score Range: 100-200	All enrolled students who have completed all nonclinical courses, 2016-17	1				158	4		
	Other enrolled students, 2016-17	1				158	2		
	All program completers, 2016-17	6				158	13	10	77%
	All program completers, 2015-16	5				158	12	11	92%
	All program completers, 2014-15	7				158	18	17	94%
BIOLOGY CONTENT KNOWLEDGE (0235) Test Company: ETS Score Range: 100-200	All enrolled students who have completed all nonclinical courses, 2016-17						2		
	Other enrolled students, 2016-17						2		
	All program completers, 2016-17	1				153	16	16	100%
	All program completers, 2015-16	3				153	17	17	100%
	All program completers, 2014-15	1				153	9		
CHEMISTRY CONTENT KNOWLEDGE (0245) Test Company: ETS Score Range: 100-200	All enrolled students who have completed all nonclinical courses, 2016-17						3		
	Other enrolled students, 2016-17						3		
	All program completers, 2016-17	1				153	3		
	All program completers, 2015-16						2		
	All program completers, 2014-15						2		
CORE ACADEMIC SKILLS FOR ED: MATH (5732) Test Company: ETS Score Range: 100-200	All enrolled students who have completed all nonclinical courses, 2016-17	11	10	91%	156	150	252	220	87%
	Other enrolled students, 2016-17	76	75	99%	164	150	544	480	88%
	All program completers, 2016-17	70	70	100%	165	150	460	446	97%
	All program completers, 2015-16	45	44	98%	166	150	354	343	97%
	All program completers, 2014-15	20	20	100%	166	150	129	113	88%


Single Assessment Institution-Level Pass Rate Data: Traditional Teacher Preparation Program Within IHE

		<p align="center">HEOA - Title II 2016 - 2017 Academic Year</p>							
Institution Name		PLYMOUTH STATE UNIVERSITY							
Institution Code		3690							
State		New Hampshire							
							Statewide		
Assessment Information ¹	Group	Number Taking Assessment	Number Passing Assessment	Institutional Pass Rate	Institutional Average Scaled Score	Assessment Cut Score ²	Number Taking Assessment	Number Passing Assessment	Statewide Pass Rate
CORE ACADEMIC SKILLS FOR ED: READING (5712) Test Company: ETS Score Range: 100-200	All enrolled students who have completed all nonclinical courses, 2016-17	11	11	100%	178	156	248	240	97%
	Other enrolled students, 2016-17	75	74	99%	178	156	531	520	98%
	All program completers, 2016-17	62	62	100%	179	156	435	430	99%
	All program completers, 2015-16	44	44	100%	181	156	335	335	100%
	All program completers, 2014-15	23	23	100%	179	156	124	121	98%
CORE ACADEMIC SKILLS FOR ED: WRITING (5722) Test Company: ETS Score Range: 100-200	All enrolled students who have completed all nonclinical courses, 2016-17	11	11	100%	165	162	246	224	91%
	Other enrolled students, 2016-17	71	71	100%	169	162	524	477	91%
	All program completers, 2016-17	64	64	100%	169	162	432	428	99%
	All program completers, 2015-16	46	43	93%	171	162	334	326	98%
	All program completers, 2014-15	21	20	95%	171	162	124	115	93%
EARLY CHILDHOOD CONTENT KNOWLEDGE (5022) Test Company: ETS Score Range: 100-200	All enrolled students who have completed all nonclinical courses, 2016-17						3		
	Other enrolled students, 2016-17						2		
	All program completers, 2016-17						4		
	All program completers, 2015-16						19	19	100%
	All program completers, 2014-15	7				161	55	55	100%
EARTH AND SPACE SCIENCES - CK (5571) Test Company: ETS Score Range: 100-200	All enrolled students who have completed all nonclinical courses, 2016-17								
	Other enrolled students, 2016-17								
	All program completers, 2016-17						2		
	All program completers, 2015-16						1		
	All program completers, 2014-15						2		


Single Assessment Institution-Level Pass Rate Data: Traditional Teacher Preparation Program Within IHE

		<p align="center">HEOA - Title II 2016 - 2017 Academic Year</p>							
Institution Name		PLYMOUTH STATE UNIVERSITY							
Institution Code		3690							
State		New Hampshire							
							Statewide		
Assessment Information ¹	Group	Number Taking Assessment	Number Passing Assessment	Institutional Pass Rate	Institutional Average Scaled Score	Assessment Cut Score ²	Number Taking Assessment	Number Passing Assessment	Statewide Pass Rate
EDUCATION OF YOUNG CHILDREN (5024) Test Company: ETS Score Range: 100-200	All enrolled students who have completed all nonclinical courses, 2016-17						9		
	Other enrolled students, 2016-17						5		
	All program completers, 2016-17	8				160	44	40	91%
	All program completers, 2015-16	3				160	19	18	95%
	All program completers, 2014-15	2				160	4		
ELEM ED MULTI SUBJ MATHEMATICS (DISC) (5033) Test Company: ETS Score Range: 100-200	All enrolled students who have completed all nonclinical courses, 2016-17	1				164	5		
	Other enrolled students, 2016-17						1		
	All program completers, 2016-17	1				164	11	11	100%
	All program completers, 2015-16	1				164	66	64	97%
	All program completers, 2014-15	31	26	84%	169	164	244	226	93%
ELEM ED MULTI SUBJ MATHEMATICS (5003) Test Company: ETS Score Range: 100-200	All enrolled students who have completed all nonclinical courses, 2016-17	3				157	74	67	91%
	Other enrolled students, 2016-17	16	13	81%	177	157	108	101	94%
	All program completers, 2016-17	29	29	100%	174	157	228	215	94%
	All program completers, 2015-16	35	33	94%	171	157	199	189	95%
	All program completers, 2014-15	12	11	92%	165	157	94	88	94%
ELEM ED MULTI SUBJ READING LANG ARTS (DISC) (5032) Test Company: ETS Score Range: 100-200	All enrolled students who have completed all nonclinical courses, 2016-17	1				165	6		
	Other enrolled students, 2016-17						2		
	All program completers, 2016-17	2				165	14	14	100%
	All program completers, 2015-16	3				165	94	93	99%
	All program completers, 2014-15	37	36	97%	176	165	284	278	98%


Single Assessment Institution-Level Pass Rate Data: Traditional Teacher Preparation Program Within IHE

		<p align="center">HEOA - Title II 2016 - 2017 Academic Year</p>							
Institution Name		PLYMOUTH STATE UNIVERSITY							
Institution Code		3690							
State		New Hampshire							
							Statewide		
Assessment Information ¹	Group	Number Taking Assessment	Number Passing Assessment	Institutional Pass Rate	Institutional Average Scaled Score	Assessment Cut Score ²	Number Taking Assessment	Number Passing Assessment	Statewide Pass Rate
ELEM ED MULTI SUBJ READING LANG ARTS (5002) Test Company: ETS Score Range: 100-200	All enrolled students who have completed all nonclinical courses, 2016-17	2				157	72	67	93%
	Other enrolled students, 2016-17	15	11	73%	168	157	101	87	86%
	All program completers, 2016-17	28	27	96%	171	157	226	211	93%
	All program completers, 2015-16	33	31	94%	168	157	170	163	96%
	All program completers, 2014-15	6				157	55	50	91%
ELEM ED MULTI SUBJ SCIENCES (DISC) (5035) Test Company: ETS Score Range: 100-200	All enrolled students who have completed all nonclinical courses, 2016-17	1				159	6		
	Other enrolled students, 2016-17						1		
	All program completers, 2016-17	2				159	14	13	93%
	All program completers, 2015-16	3				159	82	81	99%
	All program completers, 2014-15	33	31	94%	171	159	268	254	95%
ELEM ED MULTI SUBJ SCIENCES (5005) Test Company: ETS Score Range: 100-200	All enrolled students who have completed all nonclinical courses, 2016-17	2				159	72	61	85%
	Other enrolled students, 2016-17	16	13	81%	166	159	105	81	77%
	All program completers, 2016-17	28	25	89%	169	159	226	193	85%
	All program completers, 2015-16	33	30	91%	167	159	182	166	91%
	All program completers, 2014-15	10	7	70%	161	159	71	61	86%
ELEM ED MULTI SUBJ SOCIAL STUDIES (DISC) (5034) Test Company: ETS Score Range: 100-200	All enrolled students who have completed all nonclinical courses, 2016-17	1				155	7		
	Other enrolled students, 2016-17						1		
	All program completers, 2016-17	2				155	14	13	93%
	All program completers, 2015-16	3				155	84	82	98%
	All program completers, 2014-15	34	30	88%	164	155	267	250	94%


Single Assessment Institution-Level Pass Rate Data: Traditional Teacher Preparation Program Within IHE

		<p align="center">HEOA - Title II 2016 - 2017 Academic Year</p>							
Institution Name		PLYMOUTH STATE UNIVERSITY							
Institution Code		3690							
State		New Hampshire							
Assessment Information ¹	Group	Number Taking Assessment	Number Passing Assessment	Institutional Pass Rate	Institutional Average Scaled Score	Assessment Cut Score ²	Statewide		
							Number Taking Assessment	Number Passing Assessment	Statewide Pass Rate
ELEM ED MULTI SUBJ SOCIAL STUDIES (5004) Test Company: ETS Score Range: 100-200	All enrolled students who have completed all nonclinical courses, 2016-17	2				155	70	60	86%
	Other enrolled students, 2016-17	16	12	75%	160	155	105	82	78%
	All program completers, 2016-17	28	24	86%	165	155	226	189	84%
	All program completers, 2015-16	32	29	91%	163	155	179	158	88%
	All program completers, 2014-15	9				155	71	61	86%
ENGLISH LANGUAGE ARTS: CONTENT AND ANALYSIS (5039) Test Company: ETS Score Range: 100-200	All enrolled students who have completed all nonclinical courses, 2016-17						6		
	Other enrolled students, 2016-17	1				168	8		
	All program completers, 2016-17	9				168	40	38	95%
	All program completers, 2015-16	6				168	44	43	98%
	All program completers, 2014-15	8				168	46	44	96%
FRENCH WORLD LANGUAGE (5174) Test Company: ETS Score Range: 100-200	All enrolled students who have completed all nonclinical courses, 2016-17								
	Other enrolled students, 2016-17								
	All program completers, 2016-17						1		
	All program completers, 2015-16								
	All program completers, 2014-15						4		
MATHEMATICS CONTENT KNOWLEDGE (5161) Test Company: ETS Score Range: 100-200	All enrolled students who have completed all nonclinical courses, 2016-17	1				160	5		
	Other enrolled students, 2016-17						7		
	All program completers, 2016-17	3				160	16	15	94%
	All program completers, 2015-16	3				160	22	16	73%
	All program completers, 2014-15	2				160	20	15	75%


Single Assessment Institution-Level Pass Rate Data: Traditional Teacher Preparation Program Within IHE

		HEOA - Title II 2016 - 2017 Academic Year							
Institution Name		PLYMOUTH STATE UNIVERSITY							
Institution Code		3690							
State		New Hampshire							
							Statewide		
Assessment Information ¹	Group	Number Taking Assessment	Number Passing Assessment	Institutional Pass Rate	Institutional Average Scaled Score	Assessment Cut Score ²	Number Taking Assessment	Number Passing Assessment	Statewide Pass Rate
MIDDLE SCHOOL ENG LANG ARTS (5047) Test Company: ETS Score Range: 100-200	All enrolled students who have completed all nonclinical courses, 2016-17						3		
	Other enrolled students, 2016-17								
	All program completers, 2016-17						2		
	All program completers, 2015-16						4		
	All program completers, 2014-15								
MIDDLE SCHOOL MATHEMATICS (5169) Test Company: ETS Score Range: 100-200	All enrolled students who have completed all nonclinical courses, 2016-17	1				165	10	6	60%
	Other enrolled students, 2016-17						5		
	All program completers, 2016-17	3				165	9		
	All program completers, 2015-16	3				165	12	11	92%
	All program completers, 2014-15	1				165	1		
MIDDLE SCHOOL SCIENCE (DISCONTINUED) (0439) Test Company: ETS Score Range: 100-200	All enrolled students who have completed all nonclinical courses, 2016-17								
	Other enrolled students, 2016-17								
	All program completers, 2016-17								
	All program completers, 2015-16	1				158	1		
	All program completers, 2014-15	1				158	4		
MIDDLE SCHOOL SCIENCE (5440) Test Company: ETS Score Range: 100-200	All enrolled students who have completed all nonclinical courses, 2016-17						2		
	Other enrolled students, 2016-17	1				150	4		
	All program completers, 2016-17	1				150	16	15	94%
	All program completers, 2015-16	1				150	7		
	All program completers, 2014-15	1				150	6		

Single Assessment Institution-Level Pass Rate Data: Traditional Teacher Preparation Program Within IHE

		<p align="center">HEOA - Title II 2016 - 2017 Academic Year</p>							
Institution Name		PLYMOUTH STATE UNIVERSITY							
Institution Code		3690							
State		New Hampshire							
Assessment Information ¹	Group	Number Taking Assessment	Number Passing Assessment	Institutional Pass Rate	Institutional Average Scaled Score	Assessment Cut Score ²	Statewide		
							Number Taking Assessment	Number Passing Assessment	Statewide Pass Rate
MIDDLE SCHOOL SOCIAL STUDIES (5089) Test Company: ETS Score Range: 100-200	All enrolled students who have completed all nonclinical courses, 2016-17						1		
	Other enrolled students, 2016-17						1		
	All program completers, 2016-17	1				153	5		
	All program completers, 2015-16	1				153	4		
	All program completers, 2014-15								
MUSIC CONTENT KNOWLEDGE (0113) Test Company: ETS Score Range: 100-200	All enrolled students who have completed all nonclinical courses, 2016-17	1				161	7		
	Other enrolled students, 2016-17						6		
	All program completers, 2016-17	3				161	19	18	95%
	All program completers, 2015-16	3				161	36	33	92%
	All program completers, 2014-15	7				161	37	37	100%
PHYSICAL ED CONTENT AND DESIGN (5095) Test Company: ETS Score Range: 100-200	All enrolled students who have completed all nonclinical courses, 2016-17								
	Other enrolled students, 2016-17								
	All program completers, 2016-17	6				169	23	23	100%
	All program completers, 2015-16	4				169	5		
	All program completers, 2014-15								
PHYSICS CONTENT KNOWLEDGE (5265) Test Company: ETS Score Range: 100-200	All enrolled students who have completed all nonclinical courses, 2016-17								
	Other enrolled students, 2016-17						1		
	All program completers, 2016-17								
	All program completers, 2015-16						2		
	All program completers, 2014-15						1		

Single Assessment Institution-Level Pass Rate Data: Traditional Teacher Preparation Program Within IHE

		<p align="center">HEOA - Title II 2016 - 2017 Academic Year</p>							
Institution Name		PLYMOUTH STATE UNIVERSITY							
Institution Code		3690							
State		New Hampshire							
							Statewide		
Assessment Information ¹	Group	Number Taking Assessment	Number Passing Assessment	Institutional Pass Rate	Institutional Average Scaled Score	Assessment Cut Score ²	Number Taking Assessment	Number Passing Assessment	Statewide Pass Rate
SOCIAL STUDIES CONTENT & INTERPRETATION (5086) Test Company: ETS Score Range: 100-200	All enrolled students who have completed all nonclinical courses, 2016-17	1				153	9		
	Other enrolled students, 2016-17						10	7	70%
	All program completers, 2016-17	7				153	38	35	92%
	All program completers, 2015-16	2				153	31	31	100%
	All program completers, 2014-15	6				153	49	44	90%
SPANISH WORLD LANGUAGE (5195) Test Company: ETS Score Range: 100-200	All enrolled students who have completed all nonclinical courses, 2016-17						1		
	Other enrolled students, 2016-17						1		
	All program completers, 2016-17						2		
	All program completers, 2015-16						2		
	All program completers, 2014-15						8		
FOUNDATIONS OF READING (ESP0090) Test Company: E.S. Pearson* Score Range: 100-300	All enrolled students who have completed all nonclinical courses, 2016-17	2				240	74	46	62%
	Other enrolled students, 2016-17	7				240	82	46	56%
	All program completers, 2016-17	38	28	74%	247	240	309	234	76%
	All program completers, 2015-16	28	23	82%	249	240	328	269	82%
	All program completers, 2014-15	40	36	90%	249	240	384	325	85%

Note: In cases where there are less than ten students taking the assessment or license/certificate, the number passing and pass rate are not reported.

¹Tests with multiple delivery options (computer, paper, etc.) will be noted with the assessment code for one format only.

²Cut scores may vary for groups depending upon when the cut scores are established by the state and when each group completed their teacher certification or licensure assessment.

*Questions regarding tests listed by this testing company must be addressed to your state Title II Coordinator.

Single Assessment Institution-Level Pass Rate Data: *Traditional Teacher Preparation Program Within IHE*

February 5, 2018

Statewide Average Scaled Score
167
171
169
172
172
163
165
167
168
167

Single Assessment Institution-Level Pass Rate Data: *Traditional Teacher Preparation Program Within IHE*

February 5, 2018

Statewide Average Scaled Score
181
181
180
183
184
170
170
172
173
173
178
177

Single Assessment Institution-Level Pass Rate Data: *Traditional Teacher Preparation Program Within IHE*

February 5, 2018

Statewide Average Scaled Score
171
176
177
174
174
176
176
174
174
172
184
180
179

Single Assessment Institution-Level Pass Rate Data: *Traditional Teacher Preparation Program Within IHE*

February 5, 2018

Statewide Average Scaled Score
173
168
170
171
172
176
172
170
169
167
169
168
168
173
169
167

Single Assessment Institution-Level Pass Rate Data: *Traditional Teacher Preparation Program Within IHE*

February 5, 2018

Statewide Average Scaled Score
166
163
165
164
167
178
178
177
170
165
164

Single Assessment Institution-Level Pass Rate Data: *Traditional Teacher Preparation Program Within IHE*

February 5, 2018

Statewide Average Scaled Score
166
172
167

Single Assessment Institution-Level Pass Rate Data: *Traditional Teacher Preparation Program Within IHE*

February 5, 2018

Statewide Average Scaled Score
176
170
170
178

Single Assessment Institution-Level Pass Rate Data: *Traditional Teacher Preparation Program Within IHE*

February 5, 2018

Statewide Average Scaled Score
163
167
166
165
240
239
246
249
249