



Single Assessment Institution-Level Pass Rate Data: Traditional Teacher Preparation Program Within IHE

		HEOA - Title II 2017 - 2018 Academic Year				
Institution Name	PLYMOUTH STATE UNIVERSITY					
Institution Code	3690					
State	New Hampshire					
				Statewide		
Group	Number Taking Assessment¹	Number Passing Assessment²	Institutional Pass Rate	Number Taking Assessment¹	Number Passing Assessment²	Statewide Pass Rate
All program completers, 2017-18	35	29	83%	466	410	88%
All program completers, 2016-17	97	84	87%	606	534	88%
All program completers, 2015-16	73	65	89%	586	514	88%

Note: In cases where there are less than ten students taking the assessment or license/certificate, the number passing and pass rate are not reported.

¹ Number of completers taking one or more assessments within their area of specialization.


² Summary level "Number Taking Assessment" may differ from assessment level "Number Taking Assessment" because each student is counted once at the summary level but may be counted in multiple assessments at the assessment level.

		HEOA - Title II 2017 - 2018 Academic Year								
Institution Name	PLYMOUTH STATE UNIVERSITY									
Institution Code	3690									
State	New Hampshire									
							Statewide			
Assessment Information¹	Group	Number Taking Assessment	Number Passing Assessment	Institutional Pass Rate	Institutional Average Scaled Score	Assessment Cut Score²	Number Taking Assessment	Number Passing Assessment	Statewide Pass Rate	Statewide Average Scaled Score
ART CONTENT KNOWLEDGE (5134) Test Company: ETS Score Range: 100-200	All enrolled students who have completed all nonclinical courses, 2017-18	1				158	1			
	Other enrolled students, 2017-18						2			
	All program completers, 2017-18	1				158	6			
	All program completers, 2016-17	6				158	13	11	85%	168
	All program completers, 2015-16	5				158	12	11	92%	171
BIOLOGY CONTENT KNOWLEDGE (0235) Test Company: ETS Score Range: 100-200	All enrolled students who have completed all nonclinical courses, 2017-18						2			
	Other enrolled students, 2017-18						2			
	All program completers, 2017-18						7			
	All program completers, 2016-17	1				153	16	16	100%	172
	All program completers, 2015-16	3				153	17	17	100%	172
CHEMISTRY CONTENT KNOWLEDGE (0245) Test Company: ETS	All enrolled students who have completed all nonclinical courses, 2017-18						2			
	Other enrolled students, 2017-18									

February 1, 2019

Single Assessment Institution-Level Pass Rate Data: Traditional Teacher Preparation Program Within IHE

Score Range: 100-200	All program completers, 2017-18						4			
	All program completers, 2016-17	1				153	3			
	All program completers, 2015-16						2			
CORE ACADEMIC SKILLS FOR ED: MATH (5732) Test Company: ETS Score Range: 100-200	All enrolled students who have completed all nonclinical courses, 2017-18	8				150	293	265	90%	167
	Other enrolled students, 2017-18	52	51	98%	164	150	532	451	85%	163
	All program completers, 2017-18	29	29	100%	164	150	380	364	96%	167
	All program completers, 2016-17	70	70	100%	165	150	460	447	97%	167
	All program completers, 2015-16	45	44	98%	166	150	354	344	97%	168


	HEOA - Title II 2017 - 2018 Academic Year
	PLYMOUTH STATE UNIVERSITY
	3690
	New Hampshire

February 1, 2019

Assessment Information ¹	Group	Number Taking Assessment	Number Passing Assessment	Institutional Pass Rate	Institutional Average Scaled Score	Assessment Cut Score ²	Statewide			
							Number Taking Assessment	Number Passing Assessment	Statewide Pass Rate	Statewide Average Scaled Score
CORE ACADEMIC SKILLS FOR ED: READING (5712) Test Company: ETS Score Range: 100-200	All enrolled students who have completed all nonclinical courses, 2017-18	9				156	277	271	98%	182
	Other enrolled students, 2017-18	54	53	98%	178	156	509	495	97%	180
	All program completers, 2017-18	25	25	100%	179	156	358	356	99%	182
	All program completers, 2016-17	62	62	100%	179	156	435	431	99%	180
	All program completers, 2015-16	44	44	100%	181	156	335	335	100%	183
CORE ACADEMIC SKILLS FOR ED: WRITING (5722) Test Company: ETS Score Range: 100-200	All enrolled students who have completed all nonclinical courses, 2017-18	9				162	280	264	94%	172
	Other enrolled students, 2017-18	48	48	100%	169	162	506	447	88%	169
	All program completers, 2017-18	26	26	100%	171	162	357	351	98%	172
	All program completers, 2016-17	64	64	100%	169	162	432	428	99%	172
	All program completers, 2015-16	46	44	96%	171	162	334	327	98%	173
EARLY CHILDHOOD CONTENT KNOWLEDGE (5022) Test Company: ETS Score Range: 100-200	All enrolled students who have completed all nonclinical courses, 2017-18						2			
	Other enrolled students, 2017-18						1			
	All program completers, 2017-18						1			
	All program completers, 2016-17						4			

Single Assessment Institution-Level Pass Rate Data: Traditional Teacher Preparation Program Within IHE

	All program completers, 2015-16						16	16	100%	178
EARTH AND SPACE SCIENCES - CK (5571) Test Company: ETS Score Range: 100-200	All enrolled students who have completed all nonclinical courses, 2017-18									
	Other enrolled students, 2017-18									
	All program completers, 2017-18						1			
	All program completers, 2016-17						2			
	All program completers, 2015-16						1			


	HEOA - Title II 2017 - 2018 Academic Year
	Institution Name PLYMOUTH STATE UNIVERSITY
	Institution Code 3690
	State New Hampshire

February 1, 2019

Assessment Information ¹	Group	Number Taking Assessment	Number Passing Assessment	Institutional Pass Rate	Institutional Average Scaled Score	Assessment Cut Score ²	Statewide			
							Number Taking Assessment	Number Passing Assessment	Statewide Pass Rate	Statewide Average Scaled Score
EDUCATION OF YOUNG CHILDREN (5024) Test Company: ETS Score Range: 100-200	All enrolled students who have completed all nonclinical courses, 2017-18						10	9	90%	169
	Other enrolled students, 2017-18						14	12	86%	169
	All program completers, 2017-18	2				160	30	30	100%	173
	All program completers, 2016-17	8				160	45	42	93%	171
	All program completers, 2015-16	3				160	19	17	89%	174
ELEM ED MULTI SUBJ MATHEMATICS (DISC) (5033) Test Company: ETS Score Range: 100-200	All enrolled students who have completed all nonclinical courses, 2017-18	1				164	2			
	Other enrolled students, 2017-18									
	All program completers, 2017-18						2			
	All program completers, 2016-17	1				164	11	11	100%	177
	All program completers, 2015-16	1				164	66	64	97%	174
ELEM ED MULTI SUBJ MATHEMATICS (5003) Test Company: ETS Score Range: 100-200	All enrolled students who have completed all nonclinical courses, 2017-18	5				157	70	67	96%	179
	Other enrolled students, 2017-18	28	26	93%	177	157	111	106	95%	178
	All program completers, 2017-18	10	9	90%	171	157	173	170	98%	178
	All program completers, 2016-17	32	32	100%	174	157	232	223	96%	175
	All program completers, 2015-16	35	34	97%	171	157	200	191	96%	174
ELEM ED MULTI SUBJ READING LANG ARTS (DISC) (5032)	All enrolled students who have completed all nonclinical courses, 2017-18	1				165	2			

Single Assessment Institution-Level Pass Rate Data: Traditional Teacher Preparation Program Within IHE

Test Company: ETS Score Range: 100-200	Other enrolled students, 2017-18									
	All program completers, 2017-18						3			
	All program completers, 2016-17	2				165	14	14	100%	184
	All program completers, 2015-16	3				165	94	93	99%	180


	HEOA - Title II 2017 - 2018 Academic Year	
	Institution Name	PLYMOUTH STATE UNIVERSITY
	Institution Code	3690
	State	New Hampshire

February 1, 2019

Assessment Information ¹	Group	Number Taking Assessment	Number Passing Assessment	Institutional Pass Rate	Institutional Average Scaled Score	Assessment Cut Score ²	Statewide			
							Number Taking Assessment	Number Passing Assessment	Statewide Pass Rate	Statewide Average Scaled Score
ELEM ED MULTI SUBJ READING LANG ARTS (5002) Test Company: ETS Score Range: 100-200	All enrolled students who have completed all nonclinical courses, 2017-18	5				157	70	63	90%	168
	Other enrolled students, 2017-18	27	25	93%	169	157	109	100	92%	168
	All program completers, 2017-18	10	9	90%	173	157	170	166	98%	173
	All program completers, 2016-17	30	29	97%	171	157	229	220	96%	171
	All program completers, 2015-16	33	31	94%	168	157	171	163	95%	171
ELEM ED MULTI SUBJ SCIENCES (DISC) (5035) Test Company: ETS Score Range: 100-200	All enrolled students who have completed all nonclinical courses, 2017-18	1				159	2			
	Other enrolled students, 2017-18									
	All program completers, 2017-18						3			
	All program completers, 2016-17	2				159	14	13	93%	176
	All program completers, 2015-16	3				159	82	81	99%	172
ELEM ED MULTI SUBJ SCIENCES (5005) Test Company: ETS Score Range: 100-200	All enrolled students who have completed all nonclinical courses, 2017-18	4				159	68	62	91%	171
	Other enrolled students, 2017-18	25	20	80%	167	159	108	89	82%	169
	All program completers, 2017-18	10	9	90%	166	159	170	165	97%	171
	All program completers, 2016-17	30	28	93%	170	159	229	206	90%	170
	All program completers, 2015-16	33	30	91%	167	159	183	166	91%	168
ELEM ED MULTI SUBJ SOCIAL STUDIES (DISC) (5034) Test Company: ETS Score Range: 100-200	All enrolled students who have completed all nonclinical courses, 2017-18	1				155	3			
	Other enrolled students, 2017-18									
	All program completers, 2017-18						3			

Single Assessment Institution-Level Pass Rate Data: Traditional Teacher Preparation Program Within IHE


	All program completers, 2016-17	2				155	14	13	93%	173
	All program completers, 2015-16	3				155	84	82	98%	169

	HEOA - Title II 2017 - 2018 Academic Year
	PLYMOUTH STATE UNIVERSITY
	3690
	New Hampshire

February 1, 2019

Assessment Information ¹	Group	Number Taking Assessment	Number Passing Assessment	Institutional Pass Rate	Institutional Average Scaled Score	Assessment Cut Score ²	Statewide			
							Number Taking Assessment	Number Passing Assessment	Statewide Pass Rate	Statewide Average Scaled Score
ELEM ED MULTI SUBJ SOCIAL STUDIES (5004) Test Company: ETS Score Range: 100-200	All enrolled students who have completed all nonclinical courses, 2017-18	4				155	67	58	87%	165
	Other enrolled students, 2017-18	25	20	80%	160	155	109	86	79%	164
	All program completers, 2017-18	10	9	90%	164	155	170	157	92%	168
	All program completers, 2016-17	30	27	90%	166	155	229	205	90%	166
	All program completers, 2015-16	33	30	91%	163	155	181	161	89%	164
ENGLISH LANGUAGE ARTS: CONTENT AND ANALYSIS (5039) Test Company: ETS Score Range: 100-200	All enrolled students who have completed all nonclinical courses, 2017-18						4			
	Other enrolled students, 2017-18						5			
	All program completers, 2017-18	3				168	30	29	97%	179
	All program completers, 2016-17	9				168	40	40	100%	178
	All program completers, 2015-16	6				168	44	43	98%	178
FRENCH WORLD LANGUAGE (5174) Test Company: ETS Score Range: 100-200	All enrolled students who have completed all nonclinical courses, 2017-18									
	Other enrolled students, 2017-18									
	All program completers, 2017-18						1			
	All program completers, 2016-17						1			
	All program completers, 2015-16						1			
MATHEMATICS CONTENT KNOWLEDGE (5161) Test Company: ETS Score Range: 100-200	All enrolled students who have completed all nonclinical courses, 2017-18						8			
	Other enrolled students, 2017-18						3			
	All program completers, 2017-18	2				160	13	11	85%	168
	All program completers, 2016-17	3				160	16	15	94%	170
	All program completers, 2015-16	3				160	22	19	86%	167

Single Assessment Institution-Level Pass Rate Data: Traditional Teacher Preparation Program Within IHE


	HEOA - Title II 2017 - 2018 Academic Year
	Institution Name
	Institution Code
	State

PLYMOUTH STATE UNIVERSITY
3690
New Hampshire

February 1, 2019

Assessment Information ¹	Group	Number Taking Assessment	Number Passing Assessment	Institutional Pass Rate	Institutional Average Scaled Score	Assessment Cut Score ²	Statewide			
							Number Taking Assessment	Number Passing Assessment	Statewide Pass Rate	Statewide Average Scaled Score
MIDDLE SCHOOL ENG LANG ARTS (5047) Test Company: ETS Score Range: 100-200	All enrolled students who have completed all nonclinical courses, 2017-18						1			
	Other enrolled students, 2017-18						1			
	All program completers, 2017-18						3			
	All program completers, 2016-17						2			
	All program completers, 2015-16						4			
MIDDLE SCHOOL MATHEMATICS (5169) Test Company: ETS Score Range: 100-200	All enrolled students who have completed all nonclinical courses, 2017-18						3			
	Other enrolled students, 2017-18						7			
	All program completers, 2017-18	1				165	15	14	93%	172
	All program completers, 2016-17	3				165	9			
	All program completers, 2015-16	4				165	13	12	92%	172
MIDDLE SCHOOL SCIENCE (DISCONTINUED) (0439) Test Company: ETS Score Range: 100-200	All enrolled students who have completed all nonclinical courses, 2017-18									
	Other enrolled students, 2017-18									
	All program completers, 2017-18									
	All program completers, 2016-17									
	All program completers, 2015-16	1				158	1			
MIDDLE SCHOOL SCIENCE (5440) Test Company: ETS Score Range: 100-200	All enrolled students who have completed all nonclinical courses, 2017-18									
	Other enrolled students, 2017-18	2				150	3			
	All program completers, 2017-18	1				150	12	12	100%	166
	All program completers, 2016-17	1				150	16	15	94%	167
	All program completers, 2015-16	2				150	8			


Single Assessment Institution-Level Pass Rate Data: Traditional Teacher Preparation Program Within IHE

	HEOA - Title II 2017 - 2018 Academic Year
	PLYMOUTH STATE UNIVERSITY
	3690
	New Hampshire

February 1, 2019

Assessment Information ¹	Group	Number Taking Assessment	Number Passing Assessment	Institutional Pass Rate	Institutional Average Scaled Score	Assessment Cut Score ²	Statewide			
							Number Taking Assessment	Number Passing Assessment	Statewide Pass Rate	Statewide Average Scaled Score
MIDDLE SCHOOL SOCIAL STUDIES (5089) Test Company: ETS Score Range: 100-200	All enrolled students who have completed all nonclinical courses, 2017-18									
	Other enrolled students, 2017-18						1			
	All program completers, 2017-18						4			
	All program completers, 2016-17	1				153	5			
	All program completers, 2015-16	1				153	4			
MUSIC CONTENT KNOWLEDGE (0113) Test Company: ETS Score Range: 100-200	All enrolled students who have completed all nonclinical courses, 2017-18	1				161	3			
	Other enrolled students, 2017-18						2			
	All program completers, 2017-18	3				161	23	21	91%	170
	All program completers, 2016-17	3				161	19	18	95%	176
	All program completers, 2015-16	3				161	37	34	92%	170
PHYSICAL ED CONTENT AND DESIGN (5095) Test Company: ETS Score Range: 100-200	All enrolled students who have completed all nonclinical courses, 2017-18						1			
	Other enrolled students, 2017-18	2				169	3			
	All program completers, 2017-18	4				169	11	9	82%	173
	All program completers, 2016-17	7				169	24	24	100%	178
	All program completers, 2015-16	4				169	5			
PHYSICS CONTENT KNOWLEDGE (5265) Test Company: ETS Score Range: 100-200	All enrolled students who have completed all nonclinical courses, 2017-18									
	Other enrolled students, 2017-18									
	All program completers, 2017-18						2			
	All program completers, 2016-17									
	All program completers, 2015-16						2			

Single Assessment Institution-Level Pass Rate Data: Traditional Teacher Preparation Program Within IHE

	HEOA - Title II 2017 - 2018 Academic Year
	Institution Name
	Institution Code
	State

PLYMOUTH STATE UNIVERSITY
3690
New Hampshire

February 1, 2019

Assessment Information ¹	Group	Number Taking Assessment	Number Passing Assessment	Institutional Pass Rate	Institutional Average Scaled Score	Assessment Cut Score ²	Statewide			
							Number Taking Assessment	Number Passing Assessment	Statewide Pass Rate	Statewide Average Scaled Score
SOCIAL STUDIES CONTENT & INTERPRETATION (5086) Test Company: ETS Score Range: 100-200	All enrolled students who have completed all nonclinical courses, 2017-18						4			
	Other enrolled students, 2017-18	1				153	7			
	All program completers, 2017-18	3				153	38	37	97%	165
	All program completers, 2016-17	8				153	40	36	90%	167
	All program completers, 2015-16	2				153	31	31	100%	166
SPANISH WORLD LANGUAGE (5195) Test Company: ETS Score Range: 100-200	All enrolled students who have completed all nonclinical courses, 2017-18						1			
	Other enrolled students, 2017-18						1			
	All program completers, 2017-18						5			
	All program completers, 2016-17						2			
	All program completers, 2015-16						2			
FOUNDATIONS OF READING (ESP0090) Test Company: E. S. Pearson* Score Range: 100-300	All enrolled students who have completed all nonclinical courses, 2017-18	4				240	71	50	70%	244
	Other enrolled students, 2017-18	18	14	78%	243	240	100	58	58%	239
	All program completers, 2017-18	10	7	70%	248	240	209	174	83%	248
	All program completers, 2016-17	40	34	85%	250	240	320	269	84%	248
	All program completers, 2015-16	29	24	83%	249	240	328	277	84%	249

Note: In cases where there are less than ten students taking the assessment or license/certificate, the number passing and pass rate are not reported.

¹Tests with multiple delivery options (computer, paper, etc.) will be noted with the assessment code for one format only.

²Cut scores may vary for groups depending upon when the cut scores are established by the state and when each group completed their teacher certification or licensure assessment.

*Questions regarding tests listed by this testing company must be addressed to your state Title II Coordinator.